

## Optional Thermocouple Termination Styles


### Optional Termination Styles

Available for the following thermocouples:

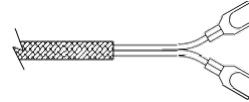
#### Style

TCB  
TCP  
TCC  
TCE  
TCM  
TCS  
TCPW  
TCN

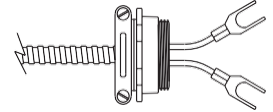
Style B—Plain Ends



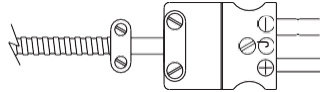
Style S—Spade Lugs



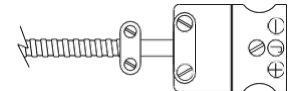
Style C—Spade Lugs with BX connector



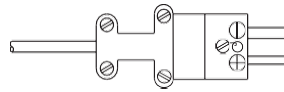
Style P—Standard Plug



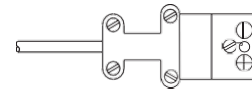
Style J—Standard Jack



Style D—Miniature Plug



Style E—Miniature Jack



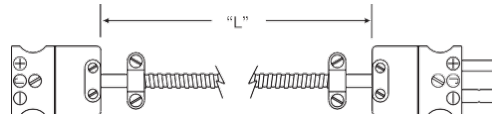
## Thermocouple Extension Assemblies

### Ordering Information

ECA Thermocouple Extension Assemblies are offered with the options listed in the worksheet below. Create an ordering code by filling in the boxes with the appropriate number and/or letter designation for your requirements, and a part number will be assigned.

Termination 1

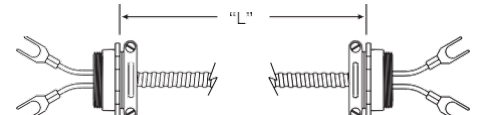
Termination 2



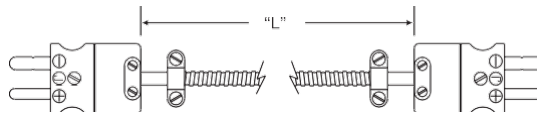
Jack to Plug

Termination 1

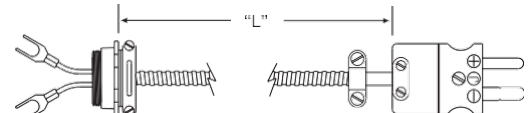
Termination 2



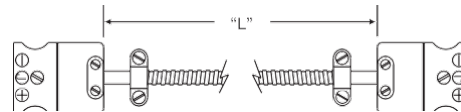
BX Connector to BX Connector



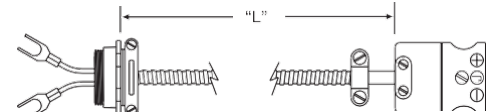
Plug to Plug



BX Connector to Plug



Jack to Jack



BX Connector to Jack

Ordering Code: **ECA** -

#### Termination 1 & 2 BOX 1 & 2 †

**S** = Spade Lugs **B** = 2-1/2 in. Split Leads  
**C** = Spade Lugs with BX Conn. **D** = Miniature Plug  
**P** = Standard Plug **E** = Miniature Jack  
**J** = Standard Jack **X** = Other (Specify)

#### Calibration BOX 3

ANSI Standard Tolerances **J K E T N**

#### "L" Dimension BOX 4

Whole inches **006** to **999**

#### Lead Insulation BOX 5

Standard w/ SS Overbraid w/ SS Armor Cable  
Fiberglass 900°F (482°C) **S** **B** **A**  
Teflon 400°F (204°C) **T** **D** **F**

#### Special Requirements BOX 6

**X** = Specify  
**0** = None

**WARNING:** Cancer and Reproductive Harm - [www.P65Warnings.ca.gov](http://www.P65Warnings.ca.gov).

Your Reliable Partners in Temperature Sensing, Heating and Controlling Solutions

Email: [info@hkgco.com](mailto:info@hkgco.com)

[WWW.HKGCO.COM](http://WWW.HKGCO.COM)

Tel: +1-989-501-9025